





Contents	Page
Hand crimping tools for Han® standard contacts	90.4
Pneumatic crimping tools for Han® standard contacts.....	90.9
Crimping tools for D-Sub contacts.....	90.11
Crimping tools for Han® TC high current contacts	90.12
Crimping tools for fibre optic contacts	90.16
Crimping tools for other contacts.....	90.17
Crimping machine TC-C01	90.20
Crimping machine TK-M.....	90.22
Crimping machine TC-SC.....	90.24
Crimping machine BK.....	90.26
Assembly tools	90.28
Removal tools.....	90.34
Stripping tools.....	90.37

Overview Han® crimping tools



Crimp contacts Series	Part number				mm ²	AWG	Crimping tools						Tools	
	male contact silver plated	female contact silver plated	male contact silver plated	female contact gold plated			09 99 000 0888	09 99 000 0110	09 99 000 0021	09 99 000 0303	09 99 000 0377	20 99 000 1035	removal tools	
Han D® Signal contacts 09 15 000 	6107	6207	6127	6227	0.14 - 0.25	26 - 24	x						09 99 000 0012	09 99 000 0052
	6104	6204	6124	6224				x	x					
	6107	6207	6127	6227	0.37	22	x							
	6104	6204	6124	6224			x	x	x					
	6103	6203	6123	6223	0.5	20	x	x	x					
	6105	6205	6125	6225	0.75	18	x	x	x					
	6102	6202	6122	6222	1.0	18	x	x	x					
	6101	6201	6121	6221	1.5	16	x	x	x					
6106	6206	6126	6226	2.5	14	x								
Han D® F.O. contacts 20 10 001	Male contact 3211 3212 / 3213		Female contact 3221 3222		1 mm POF							x		
Han E® Power contacts 09 33 000 	6127	6227	6117	6217	0.14 - 0.37	26 - 22	x						09 99 000 0319	
	6121	6220	6122	6222	0.5	20	x	x	x					
	6114	6214	6115	6215	0.75	18	x	x	x					
	6105	6205	6118	6218	1.0	18	x	x	x					
	6104	6204	6116	6216	1.5	16	x	x	x					
	6102	6202	6123	6223	2.5	14	x	x	x					
	6106	6206			3.0	12	x	x						
	6107	6207	6119	6221	4.0	12	x	x						
Han E® F.O. contacts 20 10 001	Male contact 3311		Female contact 3321		1 mm POF							x		
Han- Yellock® Power contacts 11 05 000 	6101	6201	6121	6221	0.14 - 0.37	26 - 22	x						09 99 000 0319	
	6102	6202	6122	6222	0.5	20	x	x	x					
	6103	6203	6123	6223	0.75	18	x	x	x					
	6104	6204	6124	6224	1.0	18	x	x	x					
	6105	6205	6125	6225	1.5	16	x	x	x					
	6106	6206	6126	6226	2.5	14	x	x	x					
	6107	6207	6127	6227	3.0	12	x	x						
	6108	6208	6128	6228	4.0	12	x	x						
Han® C Power contacts 09 32 000 	6104	6204			1.5	16	x	x					09 99 000 0305	09 99 000 0381
	6105	6205			2.5	14	x	x						
	6107	6207			4.0	12	x	x		x				
	6108	6208			6.0	10				x	x			
	6109	6209			10.0	8				x	x			
Description														
Locator Han D®	09 99 000 0022								x					
Locator Han E®	09 99 000 0022								x					
Locator Han- Yellock®	09 99 000 0341							x						
	09 99 000 0343								x					
Locator Han® C	09 99 000 0304									x				
Locator Han D®, Han E® and Han® C	09 99 000 0376							x						





Tools

90
·
2



1) for Han® C Power contacts, 10 mm²



Overview Han® crimping tools







Crimp contacts Series	Part number				mm ²	AWG	Crimping machines													
	male contact silver plated	female contact silver plated	male contact silver plated	female contact gold plated			09 99 000 0813 ³⁾	09 99 000 0814 ³⁾	09 98 000 6901 ¹⁾	09 98 000 6902 ¹⁾	09 98 000 8101	09 98 000 8102	09 98 000 8103	09 98 000 8107 ⁵⁾	09 98 000 9001	09 98 000 9002	09 98 000 9003			
Han D® Signal contacts 09 15 000 	6107	6207	6127	6227	0.14 - 0.25	26 - 24														
	6104	6204	6124	6224			x		x ⁶⁾		x ⁶⁾					x				
	6107	6207	6127	6227	0.37	22														
	6104	6204	6124	6224			x		x		x					x				
	6103	6203	6123	6223	0.5	20	x		x						x					
	6105	6205	6125	6225	0.75	18	x		x						x					
	6102	6202	6122	6222	1.0	18	x		x						x					
	6101	6201	6121	6221	1.5	16	x		x						x					
6106	6206	6126	6226	2.5	14			x						x						
Han E® Power contacts 09 33 000 	6127	6227	6117	6217	0.14 - 0.37	26 - 22						x ⁶⁾					x			
	6121	6220	6122	6222	0.5	20	x					x						x		
	6114	6214	6115	6215	0.75	18	x					x						x		
	6105	6205	6118	6218	1.0	18	x					x						x		
	6104	6204	6116	6216	1.5	16	x					x						x		
	6102	6202	6123	6223	2.5	14	x					x						x		
	6106	6206			3.0	12	x					x						x		
	6107	6207	6119	6221	4.0	12	x					x						x		
Han-Yellok® Power contacts 11 05 000 	6101	6201	6121	6221	0.14 - 0.37	26 - 22												x ⁶⁾		
	6102	6202	6122	6222	0.5	20	x												x	
	6103	6203	6123	6223	0.75	18	x												x	
	6104	6204	6124	6224	1.0	18	x												x	
	6105	6205	6125	6225	1.5	16	x												x	
	6106	6206	6126	6226	2.5	14	x												x	
	6107	6207	6127	6227	3.0	12	x													
	6108	6208	6128	6228	4.0	12	x													
Han® C Power contacts 09 32 000 	6104	6204			1.5	16	x												x	
	6105	6205			2.5	14	x													x
	6107	6207			4.0	12	x													x
	6108	6208			6.0	10														x
	6109	6209			10.0	8														x
Description																				
Locator Han-Yellok®	09 99 000 0344						x													


1) TK-M basic machine 09 98 000 6900 is required
 3) basic unit CP 600 (09 99 000 0810) is required
 5) TC-SC basic machine 09 98 000 8000 is required
 6) depending on the wire






Identification	Wire cross section (mm ²)	Part number	
<p>Crimping tool, Han D[®]: 0.14 ... 2.5 mm², Han E[®]: 0.14 ... 4 mm², Han-Yellock[®]: 0.14 ... 4 mm², Han[®] C: 1.5 ... 4 mm², The high end tool with best performance. Range of delivery: locator included, handling instruction For wire gauges from 0.14 und 0.25 mm² please use the contacts 09150006107, 6207, 6127 or 6227.</p> <p>for optional testing</p>	<p>0.14 – 4</p>	<p>09 99 000 0888</p>	
<p>Han D[®], Han E[®], Han-Yellock[®], Han[®] C, Locator for crimp tool, as spare part</p>		<p>09 99 000 0889</p> <p>09 99 000 0887</p>	

Identification	Wire cross section (mm ²)	Part number	
Han- <i>Yellock</i> ®, Locator for crimp tool		09 99 000 0341	
HARTING standard crimping tool, Han D®: 0.14 ... 1.5 mm ² , Han E®: 0.5 ... 4 mm ² , Han- <i>Yellock</i> ®: 0.5 ... 4 mm ² , Han® C: 1.5 ... 4 mm ² , Robust allrounder with very good performance. Range of delivery: locator included, Han D®, Han E®, Han® C, Please order Han- <i>Yellock</i> ® separately!	0.14 – 4	09 99 000 0110	
Han D®, Han E®, Han® C, Locator for crimp tool, as spare part		09 99 000 0376	

Identification	Wire cross section (mm ²)	Part number	
Han- <i>Yellock</i> [®] , Locator for crimp tool		09 99 000 0343	
HARTING Service crimping tool, Han D [®] : 0.14 ... 1.5 mm ² , Han E [®] : 0.5 ... 2.5 mm ² , Han- <i>Yellock</i> [®] : 0.5 ... 2.5 mm ² , The service tool for on-site maintenance. Range of delivery: locator included, Han D [®] , Han E [®] , Please order Han- <i>Yellock</i> [®] separately!	0.14–2.5	09 99 000 0021	
Han D [®] , Han E [®] , Locator for crimp tool, as spare part		09 99 000 0022	

Identification	Wire cross section (mm ²)	Part number	
<p>HARTING crimping tool, Han® C: 4 ... 10 mm², The professional tool for a wide contact range.</p> <p>Range of delivery: locator included, Han® C</p>	4 – 10	09 99 000 0303	
<p>Han® C, Locator for crimp tool, as spare part</p>		09 99 000 0304	
<p>Locator for crimp tool, Han E®: 5.5 mm²</p>		09 99 000 0306	
<p>Locator for crimp tool, Han-<i>Yellock</i>® PE, contacts 6 + 10 mm²</p>		09 99 000 0845	


Identification	Wire cross section (mm ²)	Part number	
<p>HARTING crimping tool, Han[®] C: 6 ... 10 mm², The professional tool for big wire cross section. Range of delivery: locator included</p>	6 - 10	09 99 000 0377	

Identification	Wire cross section (mm ²)	Part number	
Han- <i>Yellock</i> [®] , Locator for crimp tool		09 99 000 0344	
HARTING pneumatic crimping tool CP 600 Range of delivery: basic unit without tool head		09 99 000 0810	
Footswitch, CP 600		09 99 000 0811	
Table fixing, CP 600		09 99 000 0812	
Tool head, Han D [®] : 0.14 ... 1.5 mm ² , Han E [®] : 0.5 ... 4 mm ² , Han- <i>Yellock</i> [®] : 0.5 ... 4 mm ² , Han [®] C: 1.5 ... 4 mm ² Range of delivery: locator included, Han D [®] , Han E [®] , Han [®] C, Please order Han- <i>Yellock</i> [®] separately!	0.14–4	09 99 000 0813	




Identification	Wire cross section (mm ²)	Part number
Tool head, Han [®] C: 6 ... 10 mm ² Range of delivery: locator included	6 – 10	09 99 000 0814




Identification	Wire cross section (mm ²)	Part number	
HARTING crimping tool, for 500 bandoliered standard contacts	0.09–0.56	09 99 000 0169	
Crimping tool, for single stamped D-Sub contact	0.09–0.56	09 99 000 0175	
Hand crimping tool, for turned male and female contact, 4 indent crimp in acc. to MIL 22 520/2-01	0.09–0.82	09 99 000 0501	
Locator for crimp tool, for 09 99 000 0501		09 99 000 0531	









Identification	Wire cross section (mm ²)	Part number	
<p>HARTING Battery hydraulic tool, Pressing force 60 kN, Crimp die acc. to DIN 46 235 with pressing width 9mm</p>	10 – 70	09 99 000 0850	
<p>HARTING hydraulic handtool, Pressing force 60 kN, Crimp die acc. to DIN 46 235 with pressing width 9mm</p>	10 – 70	09 99 000 0851	
<p>Crimp die, for 60 kN tool, Identification 6, acc. to DIN 46 235, Pressing width 9mm, TC 70, TC 100 (D8) Range of delivery: supplied as a pair</p>	10	09 99 000 0852	
<p>Crimp die, for 60 kN tool, Identification 8, acc. to DIN 46 235, Pressing width 9mm, TC 70, TC 100 (D8) Range of delivery: supplied as a pair</p>	16	09 99 000 0853	
<p>Crimp die, for 60 kN tool, Identification 10, acc. to DIN 46 235, Pressing width 9mm, TC 70, TC 100, TC 200, TC 250, TC 350 Range of delivery: supplied as a pair</p>	25	09 99 000 0854	

Tools

Identification	Wire cross section (mm ²)	Part number	
<p>Crimp die, for 60 kN tool, Identification 12, acc. to DIN 46 235, Pressing width 9mm, TC 100, TC 200, TC 250, TC 350</p> <p>Range of delivery: supplied as a pair</p>	35	09 99 000 0855	
<p>Crimp die, for 60 kN tool, Identification 14, acc. to DIN 46 235, Pressing width 9mm, TC 200, TC 250, TC 350</p> <p>Range of delivery: supplied as a pair</p>	50	09 99 000 0856	
<p>Crimp die, for 60 kN tool, Identification 16, acc. to DIN 46 235, Pressing width 9mm, TC 200, TC 250, TC 350, TC 650</p> <p>Range of delivery: supplied as a pair</p>	70	09 99 000 0857	

Identification	Wire cross section (mm ²)	Part number	
<p>HARTING Battery hydraulic tool, Pressing force 120 kN, Crimp die acc. to DIN 46 235 with pressing width 10-14mm</p>	10–240	09 99 000 0860	
<p>HARTING hydraulic handtool, Pressing force 120 kN, Crimp die acc. to DIN 46 235 with pressing width 10-14mm</p>	10–240	09 99 000 0861	
<p>Crimp die, for 120 kN tool, Identification 6, acc. to DIN 46 235, Pressing width 10mm, TC 70, TC 100 (D8) Range of delivery: supplied as a pair</p>	10	09 99 000 0862	
<p>Crimp die, for 120 kN tool, Identification 8, acc. to DIN 46 235, Pressing width 10mm, TC 70, TC 100 (D8) Range of delivery: supplied as a pair</p>	16	09 99 000 0863	
<p>Crimp die, for 120 kN tool, Identification 10, acc. to DIN 46 235, Pressing width 10mm, TC 70, TC 100, TC 200, TC 250, TC 350 Range of delivery: supplied as a pair</p>	25	09 99 000 0864	

Tools

Identification	Wire cross section (mm ²)	Part number	
<p>Crimp die, for 120 kN tool, Identification 12, acc. to DIN 46 235, Pressing width 10mm, TC 100, TC 200, TC 250, TC 350</p> <p>Range of delivery: supplied as a pair</p>	35	09 99 000 0865	
<p>Crimp die, for 120 kN tool, Identification 14, acc. to DIN 46 235, Pressing width 13mm, TC 200, TC 250, TC 350</p> <p>Range of delivery: supplied as a pair</p>	50	09 99 000 0866	
<p>Crimp die, for 120 kN tool, Identification 16, acc. to DIN 46 235, Pressing width 13mm, TC 200, TC 250, TC 350, TC 650</p> <p>Range of delivery: supplied as a pair</p>	70	09 99 000 0867	
<p>Crimp die, for 120 kN tool, Identification 18, acc. to DIN 46 235, Pressing width 14mm, TC 350, TC 650 (D20)</p> <p>Range of delivery: supplied as a pair</p>	95	09 99 000 0868	
<p>Crimp die, for 120 kN tool, Identification 20, acc. to DIN 46 235, Pressing width 14mm, TC 350, TC 650 (D20)</p> <p>Range of delivery: supplied as a pair</p>	120	09 99 000 0869	
<p>Crimp die, for 120 kN tool, Identification 22, acc. to DIN 46 235, Pressing width 10mm, TC 650</p> <p>Range of delivery: supplied as a pair</p>	150	09 99 000 0870	
<p>Crimp die, for 120 kN tool, Identification 25, acc. to DIN 46 235, Pressing width 10mm, TC 650</p> <p>Range of delivery: supplied as a pair</p>	185	09 99 000 0871	
<p>Crimp die, for 120 kN tool, Identification 28, acc. to DIN 46 235, Pressing width 10mm, TC 650</p> <p>Range of delivery: supplied as a pair</p>	240	09 99 000 0872	

Identification

Part number

HARTING crimping tool,
for F.O. connector (glass fibre),
SC, F-SMA F-ST,
SW 3.8 mm, SW 4.3 mm, SW 4.95 mm,
for crimping the strain relief

20 99 000 1031



HARTING crimping tool,
for F.O. connector (plastic fibre),
SC, F-SMA F-ST,
SW 3.0 mm, SW 4.95 mm, SW 6.95 mm,
for crimping the strain relief

20 99 000 1033



HARTING crimping tool,
for following 1 mm POF contacts,
Han D®, Han E®, DIN 41 626, Ferrule, F-SMA, -ST

20 99 000 1035



Identification	Wire cross section (mm ²)	Part number	
HARTING crimping tool, for wire end ferrules, 10 mm ²	10	09 99 000 0374	
HARTING crimping tool, for wire end ferrules, 16...25 mm ²	16 – 25	09 99 000 0830	
HARTING crimping tool, for Han-Fast® Lock single contact, locator included	4 – 10	09 99 000 0831	
HARTING crimping tool, for coaxial contact, acc. to DIN 41 626, Please order crimp dies separately.		09 99 000 0503	
Crimp die		09 99 000 0508	
HARTING crimping tool, for coaxial contact, acc. to DIN 41 626		09 99 000 0194	



Identification	Part number
Crimp die, SW 6.0	61 03 000 0098
Crimp die, SW 6.5	61 03 000 0099
Crimp die, SW 7.0	61 03 000 0100
Crimp die, SW 7.5	61 03 000 0101
Crimp die, SW 8.0	61 03 000 0102
Crimp die, SW 8.5	61 03 000 0103
Crimp die, SW 9.0	61 03 000 0104
Crimp die, SW 9.5	61 03 000 0105
Crimp die, SW 11.0	61 03 000 0168
Crimp die, SW 11.5	61 03 000 0169
Crimp die, SW 10.5	61 03 000 0172
Crimp die, SW 14.0	61 03 000 0173
Crimp die, SW 10.0	61 03 000 0174
Crimp die, SW 12.0	61 03 000 0175
Crimp die, SW 12.5	61 03 000 0176
Crimp die, SW 13.0	61 03 000 0177
Crimp die, SW 13.5	61 03 000 0178
Crimp die, SW 5.0	61 03 000 0179
Crimp die, SW 5.5	61 03 000 0180

Identification

Part number

HARTING crimping tool,
for crimp barrel and crimp flange,
Please order crimp dies separately.,
(61 03 000 0xxx)

61 03 600 0020



Features

- Basic unit of compact construction for pre-stripped wires (stranded wire)
- Easy handling due to well-arranged design
- For individual, turned male and female contacts
- Selective processing of male and female contacts
- Automatic contact feed
- Reproducible, top quality gas-tight crimp connections
- Non-slip, anti-vibration adjustable feet for setting the height
- Low noise level
- With carrying handle
- Removable electric and pneumatic supply connections
- Maintenance interval counter
- Minimal setup effort
- Crimping depth can be set without tools
- Low follow-up costs for maintenance and repair
- Easy replacement of wearing components

Technical characteristics

Weight	≥24 kg
Noise level	ca.62 dB
Nominal voltage, max.	230 V
Nominal frequency	50 Hz
Power consumption	ca.0.2 kW
Pressure	ca.6 bar
Control system	PLC
Work cycle trigger	Footswitch
Work cycle	1 s
Crimp type	Four-point crimping
Contact feed	Vibratory bowl feed
Stroke counters	Resettable daily counter and permanent counter
Dimensions	345 x 230 x 400 mm

Details

Range of delivery:

with 2.0 m connection cable and grounding plug,
with 2.0 m pneumatic hose, quick-release coupling and N6 plug-in nipple,
footswitch,
carrying handle,
operating instructions,
declaration of conformity

Identification	Wire cross section (mm ²)	Part number	Drawing Dimensions in mm
Crimping machine TC-C01, for Han D [®] contact	0.14 – 2.5	09 98 000 9001	
Crimping machine TC-C01, for Han E [®] contact	0.14 – 4	09 98 000 9002	
Crimping machine TC-C01, for Han [®] C contact	1.5 – 10	09 98 000 9003	
Pneumatic maintenance unit, optional accessory		09 98 336 6851	

Features

- Basic unit of compact construction
- Fast stripping and crimping in one operating step
- Easy handling due to well-arranged design
- Touchscreen controlling
- For individual, turned male and female contacts
- Selective processing of male and female contacts
- Contact magazine with filling control
- Reproducible, top quality gas-tight crimp connections
- Infinitely variable adjustment parameters (stripping depth, stripping length, crimping depth, crimp contact feed rate)
- Rotatable vibration feeder and actuator in basic unit
- Low noise level
- For oil-free compressed air
- Minimal setup effort
- Low maintenance costs




Technical characteristics

Weight	<60 kg
Noise level	<70 dB
Drive	electro-pneumatic
Nominal voltage, max.	230 V
Nominal frequency	50 Hz
Power consumption	ca.0.75 kW
Pressure	ca.6 bar
Compressed air connection	3 dm ³ / work cycle
Control system	PLC
Work cycle trigger	sensor
Work cycle	1.5 s
Crimp type	Four-point crimping
Contact feed	Vibratory bowl feed
Stroke counters	Resettable daily counte, total counter, operating hours, maintenance counter and quantity preselection
Dimensions	580 x 470 x 470 mm

Details

Range of delivery:

with one mounted interchangeable unit,
 with 2.0 m connection cable and grounding plug,
 with 2.0 m pneumatic hose with plug-in nipple N6,
 plug gauges for setting the crimping,
 centering bush for positioning the plug gauges,
 draw for insulation remains,
 drawer for holding the contacts when the magazine is emptied,
 tool set for setting,
 1 set of stripping blades,
 operating instructions,
 declaration of conformity

Identification	Wire cross section (mm ²)	Part number	
<p>Crimping machine TK-M, Basic machine without interchangeable unit</p> <p>Range of delivery: Tool set for setting, 1 set of stripping blades, operating instructions, declaration of conformity</p>		09 98 000 6900	
<p>Han D[®], Interchangeable unit</p>	0.14–2.5	09 98 000 6901	
<p>Han E[®], Interchangeable unit</p>	0.14–4	09 98 000 6902	

Features

- Fast stripping and crimping in one operating step
- Basic unit of compact construction
- Easy handling due to well-arranged design
- Touchscreen controlling
- For individual, turned male and female contacts (series Han D®, Han E®, Han C®, Han P®, Han-Yellok®, D-Sub)
- Selective processing of male and female contacts
- Contact magazine with filling control
- Reproducible, top quality gas-tight crimp connections
- Motor-driven variable adjustment parameters (stripping depth, stripping length, crimping depth and wire position)
- Infinitely variable adjustment parameters (wire retention force and crimp contact feed rate)
- Low noise level
- For oil-free compressed air
- Minimal setup effort
- Low maintenance costs





Technical characteristics

Weight	≥75 kg
Noise level	ca.75 dB
Drive	electro-pneumatic
Nominal voltage, max.	230 V
Nominal frequency	50 Hz
Power consumption	ca.1 kW
Pressure	ca.6 bar
Compressed air connection	3 dm ³ / work cycle
Control system	PLC
Work cycle trigger	sensor
Work cycle	2 s
Crimp type	Four-point crimping
Contact feed	Vibratory bowl feed
Stroke counters	Resettable daily counte, total counter, operating hours, maintenance counter and quantity preselection
Dimensions	480 x 650 x 560 mm

Details

Range of delivery:

with one mounted interchangeable unit,
with 2.0 m connection cable and grounding plug,
with 2.0 m pneumatic hose with plug-in nipple N6,
tool set for setting,
1 set of stripping blades,
operating instructions,
declaration of conformity

Identification	Wire cross section (mm ²)	Part number	
Crimping machine TC-SC Range of delivery: Tool set for setting, 1 set of stripping blades, operating instructions, declaration of conformity		09 98 000 8000	
Han D [®] , Interchangeable unit	0.14–2.5	09 98 000 8101	
Han E [®] , Interchangeable unit	0.14–4	09 98 000 8102	
Han [®] C, Interchangeable unit, only for use with crimping tool 09 98 300 8103	1.5–10	09 98 000 8103	
D-Sub, Interchangeable unit	0.5–0.75	09 98 000 8104	
Han-Yellock [®] , Interchangeable unit	0.5–2.5	09 98 000 8107	
Han [®] C, Crimping tool	1.5–10	09 98 300 8103	

Features

- Fast stripping and crimping in one operating step
- Easy handling due to quick change tool and stripper
- Suitable for D-Sub crimp contacts
- Selective processing of male and female contacts
- Hand wheel for manual adjustments
- Maintenance-friendly through needle bearing rail
- Automatic exhaust of the isolation remainders
- Reproducible, top quality gas-tight crimp connections
- With crimp force monitor
- Setting parameters with raster rotary button (depth of insulation stripping, length of insulation stripping, crimping height on wire, crimping height on insulation, wire retainer position, band thrust and wire position in the crimp contact)
- Non slip and anti-vibration feet
- Low noise level
- For oil-free compressed air
- Low maintenance costs
- V-Blades for special wires on request




Technical characteristics

Weight	<72 kg
Noise level	85 dB
Drive	electro-pneumatic
Nominal voltage, max.	230 V
Nominal frequency	50 Hz
Power consumption	0.75 kW
Pressure	6 bar
Control system	PLC
Stripping device	type 514
Suction apparatus	2000.0900.20
Work cycle trigger	sensor
Work cycle	0.35 s
Illumination	integrated tool light 20001326
Motor speed	440 –2000 rpm
Stroke counters	Resettable daily counter and permanent counter
Dimensions	690 (with a contact reel: 1400) x 420 x 430 mm

Details

Range of delivery:

with role owner and guide plate,
 with 2.0 m connection cable and grounding plug,
 with 2.0 m pneumatic hose with plug-in nipple N9,
 oiler bottle for the lubricating of the crimping contacts,
 tool set for setting,
 1 set of stamps for wire and isolation-crimp,
 1 anvil one-piece for wire and isolation-crimp,
 1 set of stripping blades,
 1 litre of contact oil,
 operating instructions,
 declaration of conformity

Identification	Wire cross section (mm ²)	Part number	
Crimping machine BK Range of delivery: with role owner and guide plate, Tool set for setting, 1 set of stripping blades, operating instructions, declaration of conformity		09 98 000 5000	
D-Sub, Quick change tool, small	0.09–0.25	09 98 000 3008	
D-Sub, Quick change tool, large	0.25–0.5	09 98 000 3009	

Identification	Size	Part number
----------------	------	-------------

Panel punch,
Han-*Yellock*[®] 30,
max. plate thickness (structural grade
carbon steel): 2.0 mm,
for HARTING panel punch,
≥60 kN,
3/4" UNF

11 99 300 0001



Panel punch,
Han-*Yellock*[®] 60,
max. plate thickness (structural grade
carbon steel): 2.0 mm,
for HARTING panel punch,
≥60 kN,
3/4" UNF

11 99 600 0001



HARTING Battery hydraulic panel punch,
to produce panel cut outs for connectors,
punching pressure: 60 kN
Range of delivery:
in plastic case,
Lithium-Ion battery 18 V, 3 Ah,
Charging set,
Accessories

09 99 000 0900



HARTING hydraulic hand panel punch,
to produce panel cut outs for connectors,
punching pressure: 60 kN
Range of delivery:
in plastic case,
Accessories

09 99 000 0901



HARTING Punch units for hydraulic
punch drivers,
max. plate thickness (structural grade
carbon steel): 2.0 mm,
36.0 x 52.0 mm

6 B

09 99 000 0902

Identification	Size	Part number
HARTING Punch units for hydraulic punch drivers, max. plate thickness (structural grade carbon steel): 2.0 mm, 36.0 x 65.0 mm	10 B	09 99 000 0903
HARTING Punch units for hydraulic punch drivers, max. plate thickness (structural grade carbon steel): 2.0 mm, 36.0 x 86.0 mm	16 B	09 99 000 0904
HARTING Punch units for hydraulic punch drivers, max. plate thickness (structural grade carbon steel): 2.0 mm, 36.0 x 112.0 mm	24 B	09 99 000 0905
HARTING Punch units for hydraulic punch drivers, max. plate thickness (structural grade carbon steel): 2.0 mm, 21.3 x 21.3 mm	3 HPR	09 99 000 0906
HARTING Punch units for hydraulic punch drivers, max. plate thickness (structural grade carbon steel): 2.0 mm, 22.0 x 22.0 mm	3 A	09 99 000 0907
HARTING Punch units for hydraulic punch drivers, max. plate thickness (structural grade carbon steel): 2.0 mm, 24.0 x 73.0 mm	16 A	09 99 000 0909
HARTING Punch units for hydraulic punch drivers, max. plate thickness (structural grade carbon steel): 2.0 mm, 22.0 x 22.0 mm, Han-Yellock® 10		09 99 000 0910
HARTING Punch units for hydraulic punch drivers, max. plate thickness (structural grade carbon steel): 2.0 mm, 27.5 x 31.5 mm, Han-Modular® Compact		09 99 000 0912

Identification

Part number

Torque set,
for High Current axial screw contact,
incl. reversing blade (SW 4.0 + SW 5.0),
Moment of torque: 5-14 Nm

09 99 000 0833

Range of delivery:
High quality metal box,
Variable tightening torque tool TorqueVario®-STplus,
Setting tool: torque-setter,
HARTING optimised interchangeable blades hexagonal SW 4,
HARTING optimised interchangeable blades hexagonal SW 5



Torque set,
for power contact,
incl. reversing blade (SW 2.0 + SW 2.5 + PH2),
+ different bits,
+ adapter blade,
Moment of torque: 1-5 Nm

09 99 000 0834

Range of delivery:
High quality metal box,
Variable tightening torque tool TorqueVario®-S,
Setting tool: torque-setter,
HARTING optimised interchangeable blades hexagonal SW 2,
HARTING optimised interchangeable blades hexagonal SW 2.5,
HARTING optimised interchangeable blades PH2,
Torque bit universal holder,
Bits: SW3, SW4, PH0, PH1, PH2, T10, T15, T20, slot 0.6 x 4.5,
slot 0.8 x 5.5










Torque set,
for HARTING screw contacts and fixing screws,
Moment of torque: 0.5 + 1.2 Nm

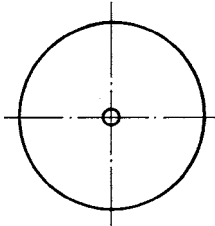
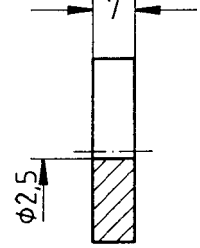
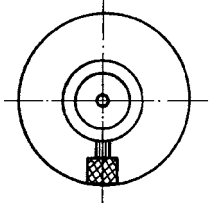
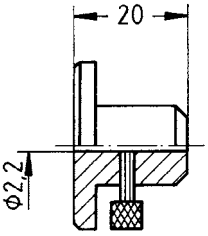
09 99 000 0835






Range of delivery:
High quality metal box,
Two pre-set tightening torque screwdrivers TorqueFix®,
Interchangeable blades PH1, PH2, slot 0.5 x 3.0

















Identification	Part number	Drawing Dimensions in mm
Insertion tool, for Han® ES insert	09 99 000 0367	
Insertion tool for crimp contacts, small cross sections, variable length of blade, Han D®, Han E®, Han-Yellok®, When using wire cross section below 0,75 mm² a mounting tool for inserting the contact into the insert is recommended., The terminated contact is inserted into the tool and pushed into the contact chamber from the termination side.	09 99 000 0847	
Replacement-tip, for 09 99 000 0847	09 99 000 0848	
Hexagonal driver for axial screw, Bit 1/4", 40 A contact (SW 2)	09 99 000 0369	
Hexagonal driver for axial screw, Bit 1/4", 70 A contact (SW 2.5)	09 99 000 0375	
Hexagonal driver for axial screw, with grip, SW 4 (e. g. Han® 100 A Axial module)	09 99 000 0363	
Hexagonal driver for axial screw, adapter 3/8", SW 4 (e. g. Han® 100 A Axial module)	09 99 000 0370	

Identification	Part number	Drawing Dimensions in mm
Hexagonal driver for axial screw, with grip, SW 5 (e. g. Han® 200 A Axial module)	09 99 000 0364	
Hexagonal driver for axial screw, adapter 3/8", SW 5 (e. g. Han® 200 A Axial module)	09 99 000 0371	
Hexagonal driver for axial screw, adapter 3/8", SW 8 (e. g. Han® HC Modular 650)	09 99 000 0372	
Han® VDE Screw Driver Set, The standard set. Range of delivery: slim bit screw driver 0.4 x 2.5, slim bit screw driver 0.5 x 3.0, slim bit screw driver 0.6 x 3.5, slim bit screw driver 1.0 x 4.5, Phillips screw driver PH1 (191 x 23 mm), Phillips screw driver PH2 (218 x 23 mm)	09 99 000 0836	
Torque set, for guiding pins and bushes, Moment of torque: 0.5 Nm, incl. 1/4" Bit Range of delivery: Torque bit universal holder 1/4", 1 HARTING guiding pins and bushes bit, Product comes already pre-assembled in practical plastic packaging	09 99 000 0840	
Bit 1/4" as a spare part for guiding pins and bushes Range of delivery: packaging unit: 5 pieces	09 99 000 0841	
Screw Driver Set Slimline, Insolated blade for slim assembly. Range of delivery: slim bit screw driver 0.6 x 3.5, slim bit screw driver 0.8 x 4.5, Phillips screw driver PH1 (191 x 30 mm), Phillips screw driver PH2 (218 x 36 mm)	09 99 000 0844	
Polishing paper, for POF grain size 1000 Range of delivery: Each part number means 5 pieces	20 80 001 9911	

Identification	Part number	Drawing Dimensions in mm	
Polishing paper, for GI 9 μ -grain size Range of delivery: Each part number means 5 pieces	20 80 001 9912		
Polishing paper, for GI 1 μ -grain size Range of delivery: Each part number means 5 pieces	20 80 001 9913		
Polishing tool, DIN 41 626	20 99 000 1092		
Polishing tool, POF cable 2.2mm diameter	20 99 000 1093		
Polishing tool, SC	20 99 000 1097		

Identification	Wire cross section (mm ²)	Part number	
<p>Han-Yellock[®], Removal tool, for Han-Yellock[®] modules and frames, thermoplastic</p>		11 99 000 0001	
<p>Han-Yellock[®], Removal tool, for Han-Yellock[®] modules and frames, metal</p>		11 99 000 0002	
<p>Han-Modular[®], Removal tool, for all Han-Modular modules in plastic frames, Insert the tool from the termination side between plastic frame and module and remove the module by applying slight pressure from the mating side. You need 2 pieces for the removal of a single module and 4 pieces for the double module.</p>		09 99 000 0331	
<p>Removal tool, for the Han[®] 100 A single module, for Han[®] GND</p>		09 99 000 0827	
<p>Han-Modular[®], Han-Eco[®], Han-Yellock[®], Removal tool, metal, for single modules, Insert the tool from the termination side between plastic frame and module and remove the module by applying slight pressure from the mating side.</p>		09 99 000 0828	

Identification	Wire cross section (mm ²)	Part number	
<p>Han-Modular[®], Removal tool, metal, for double modules, Insert the tool from the termination side between plastic frame and module and remove the module by applying slight pressure from the mating side.</p>		09 99 000 0842	
<p>Removal tool, for LC contact in the Han[®] LC module</p>		09 99 000 0843	
<p>Han D[®], Replacement-tip, for 09 99 000 0012</p>		09 99 000 0004	
<p>Han D[®], Removal tool, Insert tool from the mating side of the connector until it comes to a stop., By putting additional pressure on the tool the contact is unlocked and pushed out towards the termination side., When using the removal tool (...0052) the contact is unlocked by pushing the central plunger.</p>		09 99 000 0012	
<p>Han D[®], Removal tool, Service</p>		09 99 000 0052	
<p>Han[®] C, Removal tool</p>	1.5–6 10	09 99 000 0305 09 99 000 0381	
<p>Han E[®], Removal tool for crimp contacts, Insert the tool from the termination side until it comes to a stop., After that the contact with the attached wire can be pulled out of the isolator body.</p>		09 99 000 0319	
<p>Removal tool for crimp contacts, for contact in the multi module</p>		09 99 000 0328	
<p>Han[®] EasyCon, Removal tool, For assembly and disassembly of shield- ing clamps.</p>		09 99 000 0334	
<p>Han-Modular[®], Insertion and removal tool, for D-Sub crimp contact</p>		09 99 000 0368	

Identification	Wire cross section (mm ²)	Part number	
Han-Quintax [®] , Removal tool, for Quintax contact		09 99 000 0323	
Removal tool, for locking sleeves in the HV module, Insert from mating side.		09 99 000 0327	
Removal tool, for the Han [®] 100 A crimp module		09 99 000 0383	
Removal tool, for the Han [®] 200 A crimp module, Insert from mating side.		09 99 000 0820	
Han [®] HC Modular, Removal tool, for Han [®] HC Modular 250 Crimp, For unlocking the fixing plate, insert from mating side.		09 99 000 0332	
Han [®] HC Individual, Removal tool		09 99 000 0826	
Han-Fast [®] Lock, Removal tool, For easier removal of the Fast-Lock con- tact from the printed circuit board.		09 99 000 0837	

Identification	Wire cross section (mm ²)	Part number	
Stripping tool	0.08 – 10	09 99 000 0159	
Stripping tool, self-adjusting	0.03 – 10	09 99 000 0808	
Fibre stripper, 0.3 mm		20 99 000 1041	
Fibre stripper, 1 mm		20 99 000 1045	
Fibre stripper, 0.18 / 0.3 mm		20 99 000 1046	

Altanium Temperature Controllers and Ultra Hot Runners provide superior melt delivery for the Plastics Industry.

Husky Hot Runner Systems with HARTING Han® 24 E connectors providing power and signal – quality connections resulting in highest reliability and minimum down time in molding systems.




Photo courtesy:
Husky Injection Molding
Systems, Bolton, Ontario,
Canada